



# Lighthouse Beacon News

lighthousequilters.org

June 2021

## Lighthouse Quilt Guild

June 14, 2021 (Zoom)

6:30 pm Social Time

7:00 pm Meeting

## United Methodist

### Church of the Dunes

717 Sheldon, at Colfax

Grand Haven, Michigan

## 2020-2021 Executive Board

### President

Carol Keen

### Secretary

Linda Engel

### Treasurer

Barb Dryer

### Community Outreach Committee

Elizabeth Clark, Kim Frisch,  
Annette Allen, Chris Bussell,  
Nancy Cook, Diane Schlukibir,  
Barb Wexall

### Historian

Amy Stuparits

### Hospitality

Jean Stordahl &  
Monica Leenhouts

### Librarian

Marianne Stuparits

### Membership-Bookkeeping

Kathy Schripsema

### Membership-Welcoming

Marcia Knorr & Kathy Schripsema

### Newsletter

Barb Wexall  
newsletter.lqg@gmail.com

### Program Coordinators

Wendy Rice, Dianne Gustafson,  
Marie Huyge & Joan Thomas

### Publicity

Jackie Baden

### Quilt Show Coordinator

Amy Stuparits & Jill Highhill

### Take-A-Chance

Alicia Gilewski

### Vendors

Wendy Rice & Dianne Gustafson

### Webpage Manager

Chris Bussell

### Next Board Meeting

July 20, 2021 at 6:30 on Zoom

### Next Newsletter Deadline

June 20, 2021

## A giant thank-you note

To all who have worked so hard to keep us connected through many months of isolation. The past year has been a challenge, but we've been inspired by how our industry has adapted and innovated. From an increasing number of online shopping destinations to curbside pickups, virtual guild meetings to workshops and quilt shows, we've found ways to keep moving forward.

Thank you to nationally-known teachers Lyric Kinnard and Sue Bleiweiss for creating Global Quilt Connection, an online platform for teachers to advertise themselves and their specialties. More than 100 teachers worldwide became available through this site, Zoom-ready and eager to give workshops and lectures to guilds or individuals.

Thank you to President Carol Keen for being the optimistic sparkplug to keep members interested and participating, and to Linda Engel and Barb Dryer for joining Carol in thinking up Officers' Challenges from Bloom to Blockheads and currently, "Put Stars in Your Eyes," a medallion challenge with month-to-month instruction.

Thank you to Alicia Gilewski for saying last summer "We should be able to Zoom," and stepping up to make it work along with her committee. For our May 10 meeting we recorded the highest number yet of members joining our Zoom meeting!

Thank you to Amanda Garvin, Pat Navis and Su Palmer for moving our usual Spring Retreat online, inviting members to work on projects in their own space while visiting with guild friends. Everyone had a good time!

Thank you to Chris Bussell, web page manager, for sending probably four times the number of emails to share information and opportunities with our members.

Thank you to Wendy Rice, with help from Barb Dryer, for giving our website a fresh new face, easier to navigate and find and share information and pictures. If you haven't been there lately, please visit [lighthousequilters.org](http://lighthousequilters.org) and invite your friends to go there. Wendy will post your submitted photos to an ever-changing blog and welcomes your suggestions.

Thank you to Barb Dryer for planning Pottawattamie Mondays to take us through the summer, meeting in the park on the third Monday of each month in our reserved pavilion.

Thank you to all our members for supporting our Zoom meetings and signing up for Zoom workshops—which were more challenging for all of us. Thanks for sending in your photographs, tips and tricks for our Google slide shows.

And finally, thanks for creating a record number of baby and breast cancer quilts to support our community philanthropy, and to Elizabeth Clark and Kim Frisch and their committee for keeping the kits coming for these projects.

Dianne Gustafson

## Upcoming Programs and Classes

Wendy Rice & Dianne Gustafson

Until we can safely meet in person again, our meetings will be held on the second Monday of each month via Zoom. Every LQG member will receive an email invitation prior to each meeting. We will open the meeting at 6:15 for a social half-hour to reconnect with quilting friends.

During the brief business meeting at 7 pm, members will be muted to allow officers and chairpersons to make their reports.

Thank you to our May 10 speaker, **Lilo Bowman**, for many constructive ideas on organizing your creative space, whether you've taken over the dining room table or are lucky enough to have your own studio. We're sorry that the planned question and answer period with Lilo didn't happen due to a Zoom glitch that left everyone muted.

### June 14, 2021

**Program: Patricia Belyea, teacher, author, shop owner of** Seattle-based Okan Arts, an online and brick-and-mortar shop that specializes in imported Japanese textiles, including yukata cottons. In addition, she designs innovative quilts and is noted for the unique curved piecing featured in her book, **East Meets West**.

#### **Here is some interesting biographical information from**

**Patricia:** At age 50, Patricia Belyea took her first trip to Japan. At 53, she made her first quilt. Once she started quilting, Patricia worked on projects during every waking hour (and hours she should have been sleeping). "I was a fish who didn't know I was a fish until someone showed me the water," she explains. Then Patricia discovered vintage Japanese yukata cottons and she had found her calling. These hand-dyed fabrics with graphic patterns and luscious colors seemed ideal for making stunning quilts. Once she began importing Japanese fabrics, Patricia traveled often to Japan—especially in January to see the Tokyo Quilt Festival.

Patricia will take us on an insider tour of the 2020 Tokyo Quilt Festival, presenting highlights of this international quilt event. Her virtual tour continues to a traditional *chusen*-dyeing workshop to explain the hand-dyeing process for yukata fabric. Patricia finishes with a show of her own quilts made with vintage Japanese cottons, and talks about how these special fabrics inspire her. Visit her website:

<http://www.okanarts.com>



### July 12, 2021

**Program: Debbie Maddy, Tiori Designs, Zoom Lecture: Shibori Dyeing.** Her lecture will be a combination slide presentation and trunk show. The slide presentation will be of her Shibori experiences in Japan and the US, followed by a trunk show of her collection of hand-dyed fabrics and quilts made from Shibori fabrics. She has studied with prestigious artists in Japan, England and the US. Debbie designs patterns for quilts made from Shibori fabrics, and is a fabric designer for Moda.

<http://www.debbiemaddy.com>



Information on these and future programs are on the website along with pictures and information of past programs and gatherings. <http://www.lighthousequilters.org/>

## Other opportunities you may have missed:

**Moda Fabrics** has no less than 14 Quilt-a-Longs advertised on their website. Some have already begun, but you can easily catch up. Others go through the summer and fall and Christmas quilts are not forgotten.

<https://my.modafabrics.com/inspiration-resources/quilt-along-moda>

Creative Spark offers interesting classes with well-known quilters. A novel new offering is **Valerie Goodwin's** "Making Art Quilt Maps." <http://www.creativespark.ctpub.com>

From **The Quilt Show**, teacher **Dee Christopher** starts a new quilt, **My Flower Garden**, featuring monochromatic pieced blocks mingled with colorful applique. Lessons are free on Saturdays at 1 pm beginning May 29, and will be recorded on YouTube. See the quilt at <http://www.thequiltshow.com>

### Tips and Tricks

**Dottie DeGlopper**

1. The next time you get a heart-shaped box of chocolates, save the red cellophane that is wrapped round it. Use this as a value finder when viewing your colors.
2. When sewing the seams of two pieces of fabric and the top is puckering, try inserting one or more pins in the seams ahead of you at a 45 degree angle. If there is still trouble, lift the pressure foot every few stitches until the top layer behaves.

### Virtual Quilt Show

**Amy Stuparits and Jill Highhill**

As you may know, this year we are not having an in-person quilt show but are having a virtual one! Our thought is to have the presentation ready for you to view by Coast Guard time to keep our usual tradition. For this to happen, Jill Highhill and I are asking any and all guild members who want to contribute to the show to send in pictures of two of their projects they have completed in the past year (since late last summer). Please send them to Amy at [Amy.stuparits1@gmail.com](mailto:Amy.stuparits1@gmail.com). I am requesting that you pick just two of your favorites since we have other business for the meeting! We would like you to send in the photos with a small description, fact or unique tid-bit about it to post on the slideshow. We will show the slideshow during a zoom meeting possibly in August or September as well as having a link to it on our LQG homepage.

July 1<sup>st</sup> is the deadline for sending me your photos so I have time to make a nice presentation. We are looking forward to seeing your photos and additional information about your projects.

### Big Red Quilters' Guild

Big Red Quilters' Guild is excited to present Rayna Gillman. She has taught internationally helping quilters improvise and create original quilts without patterns. Author of "Create Your Own Improv Quilts" & "Create Your Own Free Form Quilts" her 8/16 lecture is entitled "What If?". She will present two workshops: "No Strings Attached" on Tuesday, August 17th and "Cinderella Quilts: Everything Old Is New Again" on August 18<sup>th</sup>.

Cost for each class: \$30 for members, \$35 for non-members

Location: Tiara Yachts, 725 E. 40<sup>th</sup> St. Holland, MI (this will allow ample room at the meeting and workshop venue to safely social distance).

For more information please visit [Bigredquiltersguild.org](http://Bigredquiltersguild.org) or email at [bigredquiltersguild@gmail.com](mailto:bigredquiltersguild@gmail.com).



Here are the specifics for June which we officers have planned for the 2021 LQG Challenge.



**PUT STARS IN YOUR EYES**

It will be a medallion quilt with five borders around it with a maximum finished size up to 50" X 50."

**DESIGN ELEMENT for JUNE 2021: SECOND BORDER  
-WITH THE WIDTH OF YOUR CHOICE**


- USE SOME 3D TECHNIQUES - BE CREATIVE such as but not limited to:
- A -appliqué -Angelina Hair
- B -buttons -beads -bling -bobbin work -blanket stitch -braid
- C -curls -couching -cathedral windows -cords D -depth -DMC Floss
- E -embellishments -embroidery
- F -folds -flowers -flange -flap -French Knots -fluffy flower petal
- G -gems -gathering H -hand embroidery I - J -jewels K - L -lace
- M -machine embroidery N- O-
- P -pearls -painting -pinwheels -piping -Pearl Cotton Thread -pocket -prairie points
- Q- R - raw edge appliqué -ruffles -Redwork -ribbon -reverse appliqué
- S -silk fibers -sequins -raised stars T -trapunto -tucks -turned edge appliqué
- U- V- variegated thread (heavy weight) W - wings of butterfly (loose) X - Y - Yoyos Z-

\*The design element for April: The center will be a square block with a star pattern of your choice. The finished block needs to measure between 8" - 12".

\* The design element for May: The first border with the width of your choice: be creative using geometric units such as -lines -rectangles -triangles -circles -rhombus -trapezoid -parallelogram

We are giving you *wings to fly* using your creative ideas as seen in your choices of different patterns, fabrics, colors, designs and techniques which may be new to you. You may add a *wild card border* which is an unpieced strip of fabric to use as a spacer or filler; this will not be counted as a border. It might be needed to create a place for the eye to rest or to calm what is already there. No limit on number of wild card borders.

This will be an individual project, not a pass-it-on type project. We have made arrangements for Show 'n Tell and to personally interact with each other on our Pottawattamie Mondays. We hope to see you on Monday, June 21 from 6:00 -8:30 PM. See article in newsletter for details on Pottawattamie Mondays. Take along this project to share with others.



**PLEASE NOTIFY LINDA ENGEL, the guild's secretary,  
that you are going to participate in this challenge: engelangel@frontier.com  
or 213-773-6620. Feel free to contact her if you have any questions or concerns.**

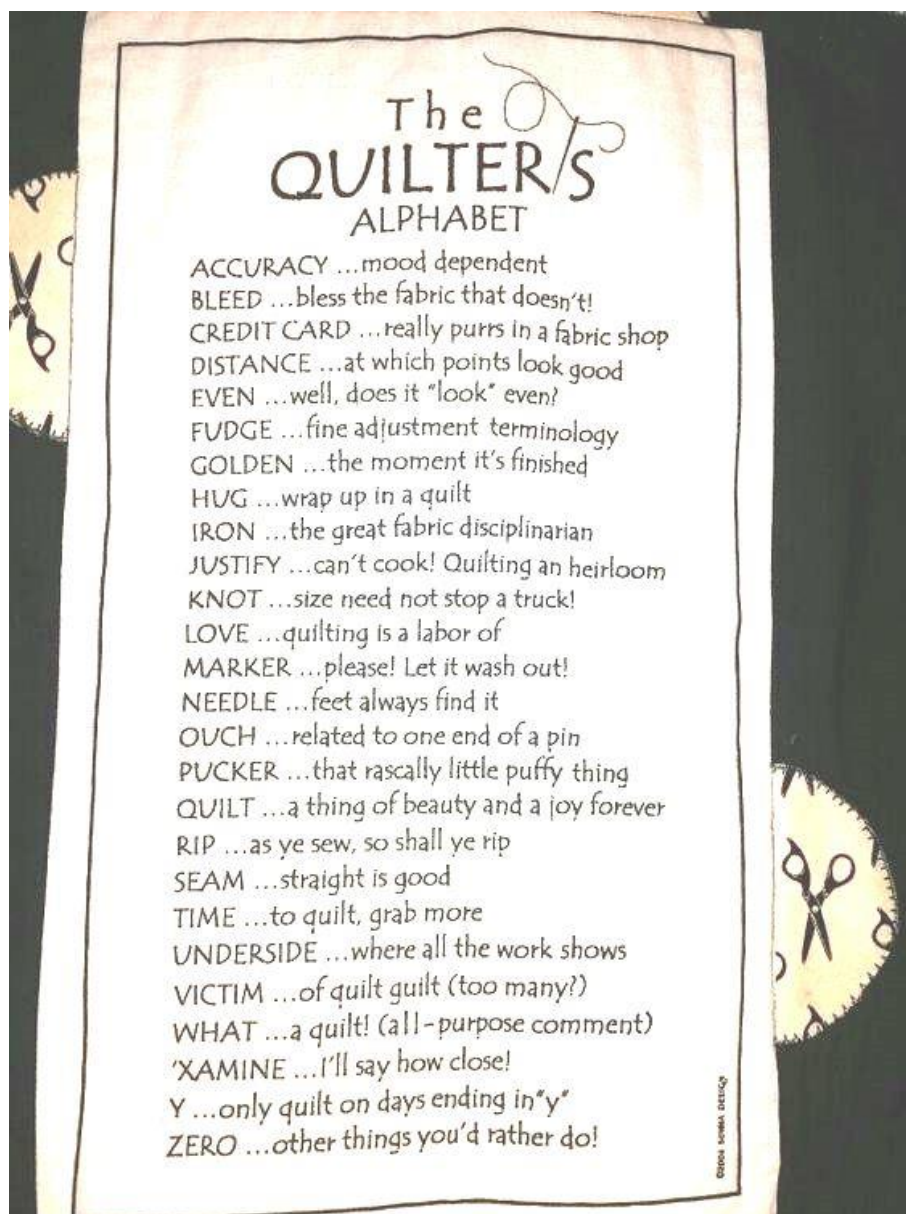


Until then. Carol, Barb, Linda

## Take A Chance

Alicia Gilewski

Many of you have donated jelly rolls, rulers, fat quarters and other delights that no longer sing to you, or heaven forbid you bought twice, to be used as prizes for the Take A Chance drawings. The items never disappoint. Thanks for sharing and adding to the fun!



## POTTAWATTOMIE MONDAYS!

Our next in-person monthly gathering will be Monday, June 21<sup>st</sup> at Pottawattomie Park in Grand Haven.. We will continue to meet the third Monday of each month through September. This will be in addition to our usual guild meetings on the second Monday of each month, This will be a chance to see each other face to face (well, really, mask to mask) in a socially responsible way, as we hopefully move our way towards more “normal” social gatherings. We have rented Shelter #1 at the park for the following days, 6:00 – 8:30 p.m. This is a chance to drop off finished quilts for Community Outreach or to pick up kits or other supplies.

Monday, June 21  
Monday, July 19  
Monday, August 16  
Monday, September 20

Parking is free and there are tables at the covered picnic shelter. You are welcome to bring your own chairs and non-alcoholic beverages. Wear your Guild name tag. We envision this as a time to get re-acquainted with each other, to have some “show and tell” time, to check out some of our library books, and to just have fun. The park is located on 15600 Comstock Street, east of the airport. From US 31, turn east onto Comstock Street which runs between Meijer's and Walmart. Please put these dates on your calendar – rain or shine!

**Lakeshore Sewing**  
Knowledgeable People    Fun Classes    Great Sewing Machines  
[www.lakeshoresewing.com](http://www.lakeshoresewing.com)

**14 days only, get BIG savings on our best products & more!**

**IT DOESN'T GET ANY SWEETER THAN THIS!**

**BERNINA**  
**SUPER SUMMER SALE!** June 9–22, 2021

**Lakeshore Sewing**  
**Discount for Guild Members**

Show us this ad and receive 15% off your total purchase of regularly priced items.

Valid through June 30, 2021

Offer not applicable to classes.

LQG June 2021

Visit either of our stores to take advantage of our featured Arrow Sewing Cabinet for the month of June!

**Lighthouse Quilt Guild  
Treasurer's Report  
as of 4/30/2021**


	April	Year to Date	Annual Budget
<b>INCOME</b>			
Community Outreach Income			300.00
Interest Income	0.61	5.70	10.00
Membership Dues		35.00	500.00
Miscellaneous Income		120.00	300.00
Newsletter Advertising Income		22.00	500.00
Newsletter Member Fees Income			0.00
Program Guest Fees			0.00
Quilt Show Income		1,048.45	6,500.00
Retreat Income			3,500.00
Special Projects Income			1,000.00
Take a Chance Income			250.00
Workshop Income		570.00	2,000.00
<b>Total Income</b>	<b>0.61</b>	<b>1,801.15</b>	<b>14,860.00</b>
<b>EXPENSES</b>			
Administrative Expenses		(379.00)	250.00
Community Outreach Expenses	(316.03)	(375.31)	1,000.00
Facility Rental			500.00
Hospitality Expenses			25.00
Library Expenses		(150.64)	300.00
Membership Expenses	(86.83)	(214.53)	300.00
Miscellaneous Expenses	(350.00)	(450.00)	100.00
Newsletter Expenses	(27.00)	(266.00)	600.00
Program Expenses	(100.00)	(920.00)	5,000.00
Quilt Show Expenses		(212.54)	3,000.00
Retreat Expenses			3,500.00
Special Projects Expenses		(265.00)	2,000.00
Take a Chance Expenses			500.00
Technology Expenses	(47.20)	(47.20)	1,000.00
Workshop Expense		(1,000.00)	2,000.00
<b>Total Expenses</b>	<b>(927.06)</b>	<b>(4,280.22)</b>	<b>20,075.00</b>
<b>General Fund Balance</b>	<b>14,829.40</b>		
<b>Program Reserve Balance</b>	<b>1,000.00</b>		
<b>Equipment Reserve Balance</b>	<b>3,000.00</b>		
	<b>18,829.40</b>		
LQG Assets as of 4/30/2021			
Checking	7,010.47		
outstanding checks	(802.86)		
Petty Cash (Membership)	30.00		
Savings	12,591.79		
	<b>18,829.40</b>		



*Elegant  
Stitches*

*Longarm Quilting  
Statler Stitcher*

*Darla Parks*  
13548 Greenbriar Dr.  
Grand Haven, MI 49417  
**(616) 607-8122**  
ElegantStitchesLongarmQuilting@yahoo.com  
www.elegantstitchesmi.com  
Sales Representative for Accomplish Quilting,  
Authorized Gammill Dealer





Lighthouse Quilt Guild  
PO Box 852  
Grand Haven, MI 49417

**Your June Lighthouse Quilt Guild Newsletter is here**

Our June meeting will be with Zoom).

What to Bring to the Next Meeting (when we are able to meet):

- ~ Your Name Badge (pin it on!)—this is your entry to the meeting
- ~ Completed Community Outreach quilts
- ~ Spare Change for Take A Chance
- ~ Library Books
- ~ Show and Tell

Next Board Meeting: Tuesday, July 20, 2021  
Room B, Loutit District Library (or Zoom ) at 6:30 pm

